



**ON  
AIR**  
**PlayUP**

**WORLD  
CREATIVITY AND  
INNOVATION DAY**




Join the **PlayUP Team** as they share how to create your own

# **WORLD CHANGING INVENTION**

to celebrate

**WORLD CREATIVITY  
AND INNOVATION DAY.**




**World Creativity and Innovation Day encourages people to use their imagination and inventiveness to improve the lives of communities around the world. Developing our creative abilities helps us solve problems and advance innovation.**

Art and culture make us feel better during difficult times. Many people around the world work in creative industries, including, publishing, music, cinema, crafts and design. This work is essential to healthy, creative and inclusive communities.



# Things you will need to make an invention:

- **Recyclable materials:** such as boxes, bottles, tubes, plastic trays, lids etc.
- **Paper or cardboard**
- **Scissors** (please be careful with these)
- **Crayons/pencils/textas**
- **Glue stick or sticky tape**
- **Other suggestions:** ribbons, string, pegs, sticks, pipe cleaners etc.



# Use your imagination!

**Our PlayUP team created inventions to help during the COVID19 virus crisis.**

What will you invent?

## **Some tips for your creation:**

1. Think about what your invention will do or who it will help. How will it do these things?
2. Start with your biggest recyclable, perhaps a cardboard box or plastic drink bottle. Will you cover this in paper or foil first? Sticky tape may work best to hold this in place.
3. Will your invention have buttons? You could draw buttons or glue on bottle tops or foil balls!

## **You can invent anything you'd like!**

4. Does your invention need levers or antennas? What materials can you use to make these. Perhaps a cardboard tube or pipe cleaners, or maybe paper in an accordion fold.
5. Does your invention move around? Does it need wheels or wings? Lids make great wheels and can be stuck on with glue or blu tack. Wings can be made from folded paper, paddle pop sticks, or leaves! How else could your invention move?
6. Does your invention need a screen, a secret compartment, or a delivery shoot? The possibilities are endless!

**When your invention is finished, make sure you test it on your family or toys.**












# Fun at home

**Use your imagination to create a picture using autumn leaves.**

Go for a walk with your family and collect a range of autumn leaves — how many different colours and shapes can you find?

**You will also need:**

- Glue stick or sticky tape
- Paper or cardboard
- Crayons/pencils/textas

- 
1. Gather all of your supplies
  2. Think about what picture you'd like to make... maybe a lion with a leafy mane, or an alien with lots of spiky leaf arms, perhaps a bird with a big bushy leaf tail or dancers with leafy tutus.
  3. Draw an outline of your picture, play around with where your leaves will go. When you are happy with your picture glue or sticky tape your leaves in position.
- 
- 
- 
- 
- 
- 
- 
- 



# More fun at home

**Pop your problem-solving hat on with a shape matching scavenger hunt!**

**You will need:**

- Paper or cardboard
- Crayons/pencils/textas
- An assortment of objects from around the house (e.g. toys, kitchen utensils, stationery, etc.)

1. Don't let your budding problem-solver see you gather and prepare the supplies. Be creative with your assortment of objects, these could include toy train tracks, wooden spoon, tongs, pegs, toy car, doll, etc. Try to select objects that are easily identifiable but not too generic.
2. Arrange the objects on your paper and trace around each. Place the objects back in their "homes" ready to be found.
3. Give the paper to your budding problem-solver. See if they instantly recognise any of the outlines. They now need to find the objects and make sure they match!

**Now switch roles.**

**Who will find the most objects?**

World Creativity and Innovation Day is celebrated around the same time as Leonardo da Vinci's birthday. Not only was he a great painter, he was also an amazing inventor.

Do some research to discover some of Leo's great inventions. He really enjoyed inventing flying machines. Can you think of a way to develop a new flying invention that helps people?

Share your ideas with the On Air PlayUP team.

.....



Some other great creative thinkers to research include:

- Ada Lovelace
- Georgia O'Keefe
- Johannes Gutenberg

Create your own video about the lives of these creatives. Send a copy to the On Air PlayUP team to enjoy!



# Books

There are many great books that celebrate creativity and innovations!

A few of our favourites include:

<b>Title</b>	<b>Authors/Illustrator</b>
<i>Izzy Gizmo</i>	by Pip Jones <b>Illustrated:</b> Sara Ogilvie
<i>Iggy Peck, Architect</i>	by Andrea Beaty <b>Illustrated:</b> David Roberts
<i>Rosie Revere, Engineer</i>	by Andrea Beaty <b>Illustrated:</b> David Roberts
<i>Beautiful OOPS!</i>	by Barney Saltzberg

# Creative Boredom Busters

1. Put together a group of objects on a table. Sit close by with some blank paper and a pencil and sketch what you can see. Set yourself a time limit of five minutes.
2. Take a fresh sheet of paper and sketch the same group of objects again. Speed things up this time, do it in 2 minutes!
3. Take a third sheet of paper. This time put your pencil on the page then close your eyes to sketch the objects from your memory. Don't take your pencil off the page until you are finished sketching.

**Which artwork is your favourite?**

# Learn More

[www.un.org/en/observances/  
creativity-and-innovation-day](http://www.un.org/en/observances/creativity-and-innovation-day)

[wciw.org/about-us/history/](http://wciw.org/about-us/history/)

[www.abc.net.au/life/a-guide-to-  
being-more-creative-when-you-  
think-youre-not/11082968](http://www.abc.net.au/life/a-guide-to-being-more-creative-when-you-think-youre-not/11082968)

[www.news.un.org/en/story  
/2019/04/1036991](http://www.news.un.org/en/story/2019/04/1036991)

[Links to the Early Learning Framework  
– Belonging, Being and Becoming:](#)

## **Outcome 4:**

### **Children are confident and involved learners**

Children develop dispositions for learning such as curiosity, cooperation, confidence, creativity, commitment, enthusiasm, persistence, imagination and reflexivity

Children develop a range of skills and processes such as problem solving, inquiry, experimentation, hypothesising, researching and investigating



# Learn More

[Links to the Australian Curriculum](#)

## **Critical and Creative Thinking Levels 1-3**

Inquiring – identifying, exploring and organising information and ideas – pose questions

Generating ideas, possibilities and actions  
– Imagine possibilities and connect ideas;  
consider alternatives

## **Personal and Social Capability Levels 1-3**

Self-awareness – recognise personal qualities and achievements; understand themselves as learners



## **Aligns with the United Nations Sustainable Development Goal 4**

Ensure inclusive and equitable quality education and promote lifelong learning opportunities for all.



## **Aligns with the United Nations Sustainable Development Goal 9**

Build resilient infrastructure, promote sustainable industrialisation, and foster innovation.

**SUSTAINABLE DEVELOPMENT GOALS**

# ON AIR PlayUP

**Don't forget to tune  
into On Air PlayUP next  
Wednesday @ 10:30am  
for more fun.**



Old  
Parliament  
House

 @OldParliamentHouse

 @MuseumofAustralianDemocracy